

Perc PV Module

Mono

DHM72

350W-370W

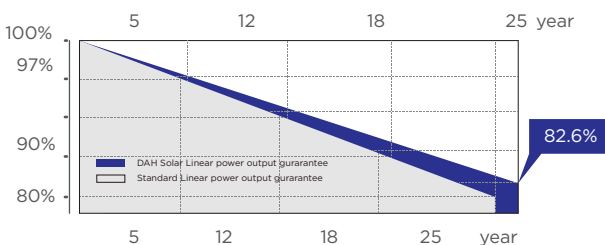


The Perc PV module uses a passivated emitter and a back-domain contact cell to make a layer of aluminum oxide + silicon nitride on the back side of the regular cells, and then laser-opening the film. The film-opening part uses a special aluminum paste. Mono Perc modules currently have a power generation conversion efficiency of over 21%. Perc technology uses silicon nitride or aluminum oxide to form a passivation layer on the reverse side of the cells. As a back reflector, it increases the absorption of long-wave light, maximizes the potential difference between P-N poles, and reduces electron recombination, thereby improving cells efficiency.



QUALITY GUARANTEE

LINEAR POWER OUTPUT GUARANTEE








10 years 10-year material & technology warranty

25 years 25-year linear power output warranty

0~+5W
Positive Tolerance

19.08%
Max Module Eff.(%)

PRODUCT PERFORMANCE ADVANTAGE

-  Select Grade A crystalline silicon solar cells, high-power output with cost-effective
-  Preferred packaging materials and strict process technology, excellent PID free performance
-  Certified by Dust-Sand, Salt-Mist, Ammonia etc. weather resistance tests, strong environmental adaptability
-  Highly transparent coated tempered glass to increase light absorption and reduce power loss
-  Optimized frame design to improve PV module load capacity and appearance protection



Top runner of smart solar system

Factory Address: No.358 Tianhe Road, Luyang Industrial Park, Hefei City, Anhui Province, China

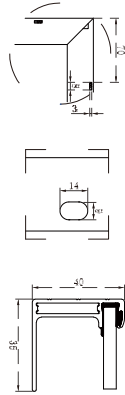
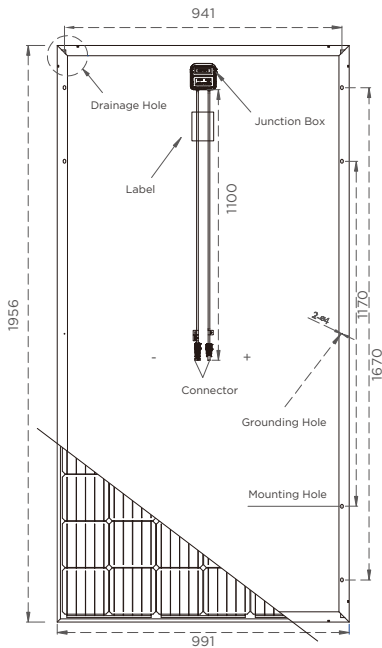
Office Address: 6# A Block 3rd Floor, Luyang Xinglu Technology Park, Hefei City, Anhui Province, China

Email: dhsolar@dh-solar.cn **Tel:** +86-551-65176633

Perc PV Module

DHM72 350W-370W

Design



Mechanical Specification

Cells Type	Mono 156.75×156.75mm
Weight	22.5kg
Dimension (L×W×T)	1956×991×40mm
Output Cables	TUV, Length 1100mm, 4.0mm ²
No.of Cells	72 (6×12)
Glass	3.2mm High Transmission, Antireflection Coating
Junction box	IP68, 3 Bypass Diodes
Connector	QC4
Packing	27pcs/pallet, 270pcs/20GP, 696pcs/40HQ

Operating Parameters

Maximum system voltage	1000V/1500V DC
Operating Temperature	-40 ~ +85°C
Maximum series fuse rating	20A
Snow load, frontside	5400Pa
Wind load, backside	2400Pa
Nominal operating cell temperature	45°C±2°C
Application level	Class A

Electrical Characteristics(STC)

Module Type	DHM72-350W	DHM72-355W	DHM72-360W	DHM72-365W	DHM72-370W
Maximum Power (Pmax)	350W	355W	360W	365W	370W
Open-circuit Voltage (Voc)	46.9V	47.0V	47.2V	47.4V	47.6V
Maximum Power Voltage (Vmp)	38.6V	38.8V	38.9V	39.1V	39.3V
Short-circuit Current (Isc)	9.60A	9.69A	9.76A	9.82A	9.91A
Maximum Power Current (Imp)	9.07A	9.15A	9.26A	9.34A	9.42A
Module Efficiency (%)	18.06%	18.31%	18.57%	18.83%	19.08%
Power Tolerance	0-+5W				
Temperature Coefficient of Isc	0.05%/°C				
Temperature Coefficient of Voc	-0.32%/°C				
Temperature Coefficient of Pmax	-0.41%/°C				
Standard Test Environment	Irradiance 1000w/m ² , Cell temperature 25°C, Spectrum AM1.5				

Electrical Characteristics(NOCT)

Module Type	DHM72-350W	DHM72-355W	DHM72-360W	DHM72-365W	DHM72-370W
Maximum Power(Pmax)	262W	266W	270W	274W	278W
Open-circuit Voltage(Voc)	43.8V	44.1V	44.4V	44.7V	45.0V
Maximum Power Voltage(Vmp)	35.8V	36.0V	36.3V	36.6V	36.9V
Short-circuit Current(Isc)	7.74A	7.81A	7.86A	7.92A	7.98A
Maximum Power Current(Imp)	7.32A	7.37A	7.44A	7.49A	7.54A
Standard Test Environment	Irradiance 800w/m ² , Cell temperature 20°C, Spectrum AM1.5, Wind speed 1m/s				